

Customer Store Credit by MagExtension

User Guide

TABLE of CONTENTS

UPLOAD INSTRUCTIONS.....	3
CONFIGURING the EXTENSION.....	5
1. Customer Store Credit extension settings.....	5
REFILLING the Customer's CREDIT balance.....	6
1. From the customer's profile by administrative purpose.....	6
2. Using the Store Credit Coupons.....	7
a. Store Credit Coupons generation.....	7
b. Refilling Customer Store Credit balance with Coupons.....	8
3. Filling up Store Credit balance within the Replenishment product.....	9
a. Replenishment Product configuration.....	9
b. Buying the store credit Units.....	10
How-To make a purchase using Store Credit balance units.....	11
DISABLING the EXTENSION.....	12
THANKS for your interest in our products !	13

UPLOAD INSTRUCTIONS

1. Be sure write permissions are set to **var/** and **media/** directories
2. Transfer unzipped package files to your Magento root folder.

*In case if you have custom theme(s) copy following files from your package

app/design/adminhtml/default/default/layout/mgxstorebalance.xml

app/design/frontend/default/default/layout/mgxstorebalance.xml

accordingly to:

app/design/adminhtml/**custom_package/custom_theme**/layout/

app/design/frontend/**custom_package/custom_theme**/layout/

also copy the content of the following directories within the package

app/design/adminhtml/default/default/template/mgxstorebalance/

app/design/frontend/default/default/template/mgxstorebalance/

accordingly to:

app/design/adminhtml/**custom_package/custom_theme**/template/

app/design/frontend/**custom_package/custom_theme**/template/mgxstorebalance/

3. Clear entire Magento cache.

If you're not sure how to handle any of those operations you might purchase a paid installation service at www.MagExtension.com

To configure Customer Store Credit extension you just follow simple instructions listed below.

CONFIGURING the EXTENSION

1. Customer Store Credit extension settings

Extension settings can be found here:

System » Configuration » at MagExtension section select "Store Balance" tab

Current Configuration Scope: Default Config

[Manage Stores](#)

Configuration

- GENERAL
- General
- Web
- Design
- Currency Setup
- Store Email Addresses
- Contacts
- Catalog
- Inventory
- Google Sitemap
- RSS Feeds
- Email to a Friend
- MAGEXTENSION
- Info
- Store Balance**
- CUSTOMERS

Store Balance

General Settings

Enable Store Balance Yes

Enable Store Balance Coupons Yes
Please make sure "Enable Store Balance" set to "Yes"

Coupon Generation Settings

Coupon Length
delimiters are not counted

Coupon symbols

Symbols Grouped By
leave empty to remove delimiter(s)

Delimiter symbol
leave empty to remove delimiter(s)

Product Settings

Replenishment Product
selected product should be used for purchasing Store Balance units

Action Button
button should be shown in customer's "Store Balance" section

Coupon is a unique key used to refill customer's credit balance on his own.

"Enable Store Balance Coupons" setting makes visible or hides "Input Coupon" field at the customer's Store Balance section

REFILLING the Customer's CREDIT balance

1. From the customer's profile by administrative purpose

Customer Information

- Customer View
- Account Information
- Addresses
- Orders
- Shopping Cart
- Wishlist
- Newsletter
- Product Reviews
- Product Tags
- Store Balance**

John Doe

Back
Reset
Create Order
Delete Customer
Save Customer
Save And Continue Edit

Change Balance

Amount ◀ Negative value decreases customer's Store Balance

[USD]

Website

Comment

Store credit units can be added to the customer's balance as well as subtracted due to the administrative purpose

Store Balance Transactions

Page 1 of 1 pages | View 20 per page | Total 3 records found Reset Filter Search

Store Balance	Balance Change	Website	Modified On	Action	Comment
		<input type="text"/>		<input type="text"/>	
\$980.00	\$500.00	Main Website	Oct 5, 2010 11:30:41 AM	Modified	By Store Balance Coupon KTHZ-BX1I-U6SC
\$480.00	-\$20.00	Main Website	Oct 5, 2010 11:30:18 AM	Modified	Recent transaction was made with erroneous amount.
\$500.00	\$500.00	Main Website	Oct 5, 2010 11:29:11 AM	Modified	Now you can make your purchases within your Store Balance units!


All balance transactions are stored into the database

2. Using the Store Credit Coupons

a. Store Credit Coupons generation

Promotions » Store Balance Coupons » New Store Balance Coupon(s) » click "New Store Balance Coupon(s)" button

Store Balance Coupon

Details 


Settings


Generate Store Balance Coupons


[Back](#) [Reset](#) [Generate](#)


Details

Coupon Amount *
[USD]

Website * 

Status * 

From Date 

To Date 

Number of Coupons *


Store credit coupons can be generated in bulk manner

b. Refilling Customer Store Credit balance with Coupons

MY ACCOUNT

- Account Dashboard
- Account Information
- Address Book
- My Orders
- My Store credit coupon code should be entered here
- My Tags
- Newsletter Subscriptions
- My Wishlist
- My Downloadable Products
- Store Balance**

Did you know?
Our customer service is available **24/7**
(555) 555-0123
Hold on, help is on the way.



Store Balance

Balance

You have \$980.00 on your Store Balance

Enter Store Balance Coupon if you have one:

[Refill Balance](#)

Qty of Store Balance units: [Add to Cart](#) or [Proceed to Checkout](#)

Recent Balance Transactions

Modified On	Action	Balance	Balance Change	Comment
2010-10-05 18:30:41	Modified	\$980.00	\$500.00	By Store Balance Coupon KTHZ-BX1I-U6SC
2010-10-05 18:30:18	Modified	\$480.00	-\$20.00	Recent transaction was made with erroneous amount.
2010-10-05 18:29:11	Modified	\$500.00	\$500.00	Now you can make your purchases within your Store Balance units!

[View All](#)

Customer may add the desired amount of units to the cart and proceed shopping or go ahead straightly to the checkout

3. Filling up Store Credit balance within the Replenishment product

a. Replenishment Product configuration

Current Configuration Scope:
Default Config

[Manage Stores](#)

Configuration

- GENERAL
- General
- Web
- Design
- Currency Setup
- CAT
- Catalog
- Inventory
- Email to a Friend
- MAGEXTENSION
- Info
- Store Balance
- CUSTOMERS

Store Balance

General Settings

Enable Store Balance

Enable Store Balance Coupons
Please make sure "Enable Store Balance" set to "Yes"

Coupon Generation Settings

Coupon Length
delimiters are not counted

Coupon symbols

Symbols Grouped By
leave empty to remove delimiter(s)

Delimiter symbol
leave empty to remove delimiter(s)

Product Settings

Replenishment Product
selected product should be used for purchasing Store Balance units

Action Button
button should be shown in customer's "Store Balance" section

Spent funds are added to the customer's balance once the replenishment product is purchased.

Note: replenishment product is installed automatically (with the SKU store_balance_refill)

This controls buttons to be displayed at the customer's store credit section

b. Buying the store credit Units

Shopping Cart

[Proceed to Checkout](#)

Remove		Product Name	Move to Wishlist	Unit Price	Qty	Subtotal
		Store Balance Units		\$1.00	<input type="text" value="150"/>	\$150.00

[Continue Shopping](#) [Update Shopping Cart](#)

*** DISCOUNT CODES**
Enter your coupon code if you have one.
 [Apply Coupon](#)

Subtotal \$150.00
Grand Total \$150.00

[Proceed to Checkout](#)

"Qty" value defines the amount of units to be purchased, which will be added to the customer's credit balance

How-To make a purchase using Store Credit balance units

1 Billing Information	<div data-bbox="898 373 1503 735" style="background-color: #27ae60; color: white; padding: 10px; border-radius: 10px; text-align: center;">Actual customer's credit balance is displayed during the checkout process</div>	YOUR CHECKOUT PROGRESS	
2 Shipping Information		Billing Address Change	John Doe 3655 Poe Road Daniel Island, South Carolina, 29492 United States T: xxx-270-3776
3 Shipping Method		Shipping Address Change	John Doe 3655 Poe Road Daniel Island, South Carolina, 29492 United States T: xxx-270-3776
4 Payment Information		Shipping Method Change	Flat Rate - Fixed \$5.00
<input checked="" type="radio"/> Store Balance Available Balance \$980.00		Payment Method	
<input type="radio"/> Check / Money order			
<input type="radio"/> Credit Card (saved)			
↑ Back		* Required Fields Continue	
5 Order Review			

DISABLING the EXTENSION

To disable the extension

1. open the following file
/app/modules/MagExt_StoreBalance.xml
2. replace **true** with the **false** value under **<MagExt_StoreBalance>**, save the changes
3. refresh the Magento entire cache.

THANKS for your interest in our products!

Feel free to send us with any questions regarding Customer Store Credit extension functionality at info@MagExtension.com